

Scaled data based on original data using
LM-79-08 Approved Method: Electrical and Photometric Measurements of Solid-
State Lighting Products

Test Report Prepared for
Cooper Lighting Solutions
(formerly Eaton)

Brand: McGRAW-EDISON

Report Number: P321082

Luminaire Tested: **GLEON-SA8B-827-U-AFL**

Issue Date: 3/3/2020

Test Information

Test Method: LM-79-08
Report Number: P321082
TEST IS SCALED FROM IESNA LM-79-08 TEST DATA (G2-1903-205-29)
Test Lab: INNOVATION CENTER
Issue Date: 3/3/2020
Manufacturer: COOPER LIGHTING SOLUTIONS (FORMERLY EATON)
Product Line: McGRAW-EDISON
Catalog Number: GLEON-SA8B-827-U-AFL
Description: GALLEON AREA AND ROADWAY LUMINAIRE
(8) 80 CRI, 2700K, 800mA LIGHTSQUARES WITH 16 LEDS EACH AND AUTOMOTIVE
FRONTLINE OPTICS
Light Source: -
Ballast/Driver: ELECTRONIC DRIVER

Summary

Lumens per Lamp: N/A
Luminaire Lumens: 34541 lumens
Efficiency: N/A
Efficacy: 103.4 lumens/watt
Luminous Opening: Rectangular (W 2' x L: 1' x H: 0')
IES Classification: Type II - Short
BUG Rating: B3 - U0 - G3

Input Watts (W): 334
Input Voltage (V): NR
Input Current (Ain): NR
Voltage Rise (V): NR
Power Factor: NR
Total Harmonic Distortion (THDi): NR
Frequency (hertz): 60
Stabilization Time: NR
Operation Time: NR
Ambient Temperature (°C): NR
Test Distance: 24 FT

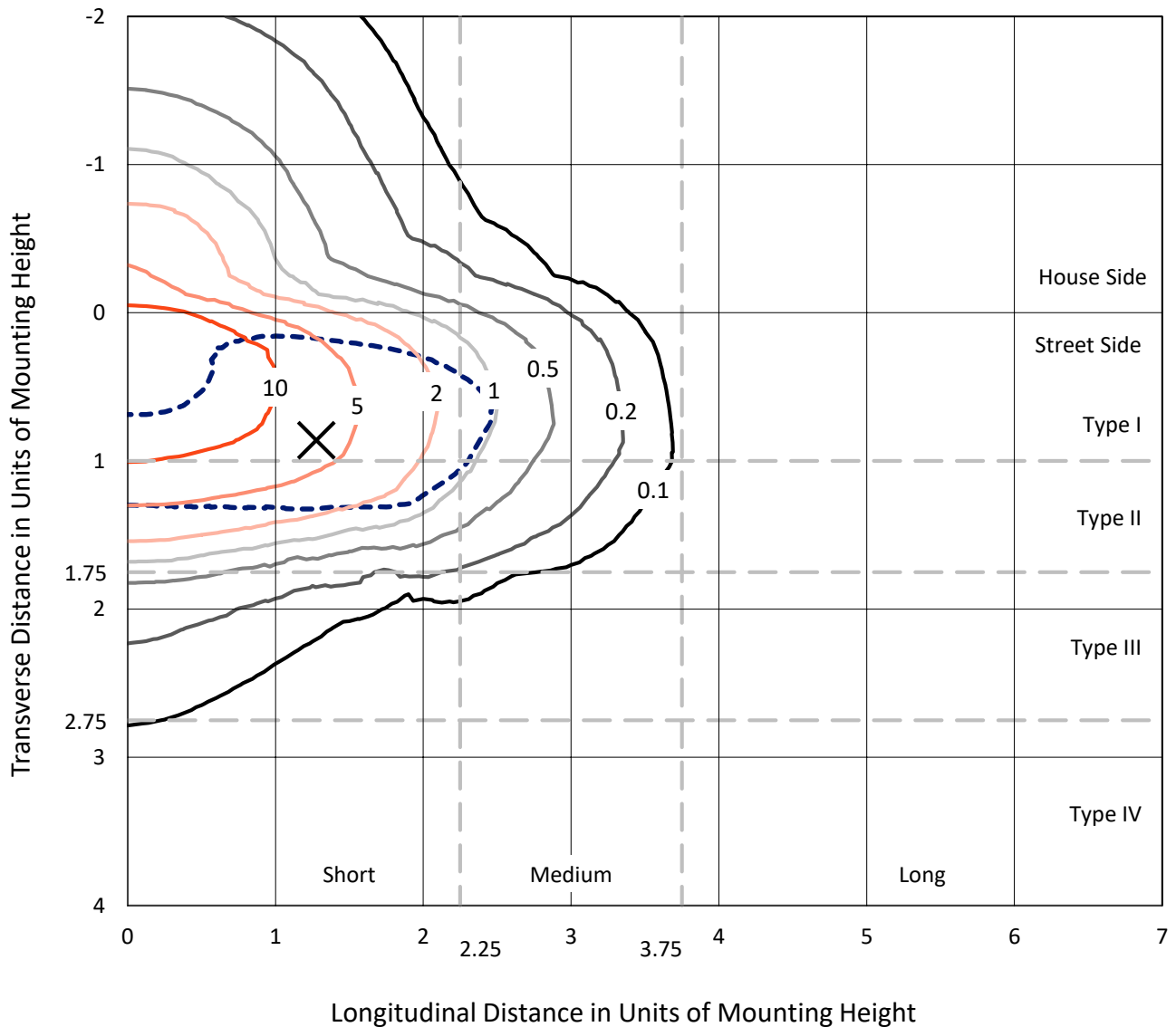




REPORT NUMBER: P321082
 CATALOG NUMBER: GLEON-SA8B-827-U-AFL

Iso-Footcandle Lines of Horizontal Illumination

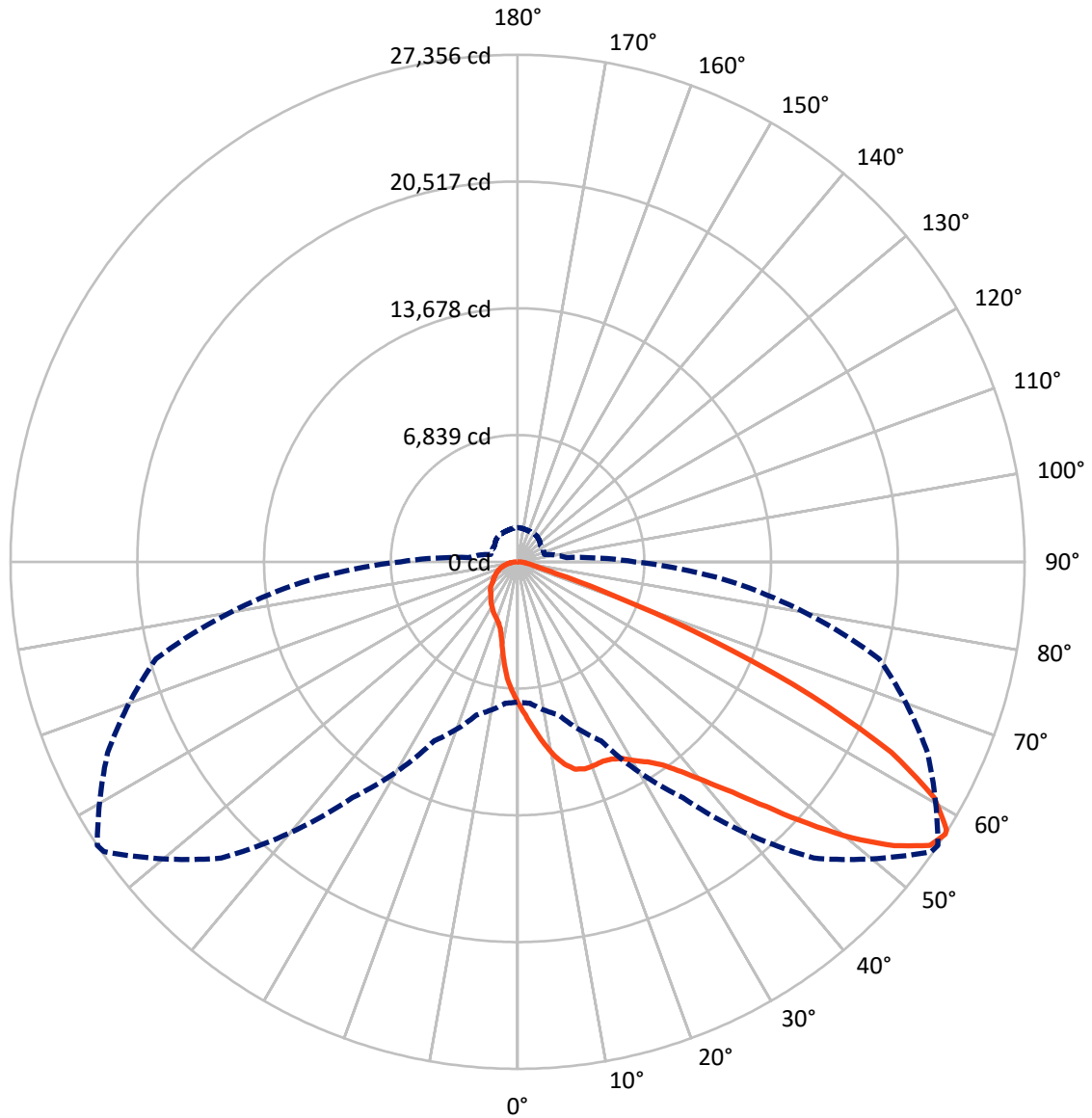
✕ Max cd
 - - - 1/2 Max cd



Based on 25 foot mounting height. Maximum calculated value = 17 fc
 Type II - Short - N/A

REPORT NUMBER: P321082
CATALOG NUMBER: GLEON-SA8B-827-U-AFL

Luminous Intensity Polar Plot



— Vertical Plane Through 56-Deg Lateral - - - Horizontal Cone Through 57-Deg Vertical

REPORT NUMBER: P321082
 CATALOG NUMBER: GLEON-SA8B-827-U-AFL

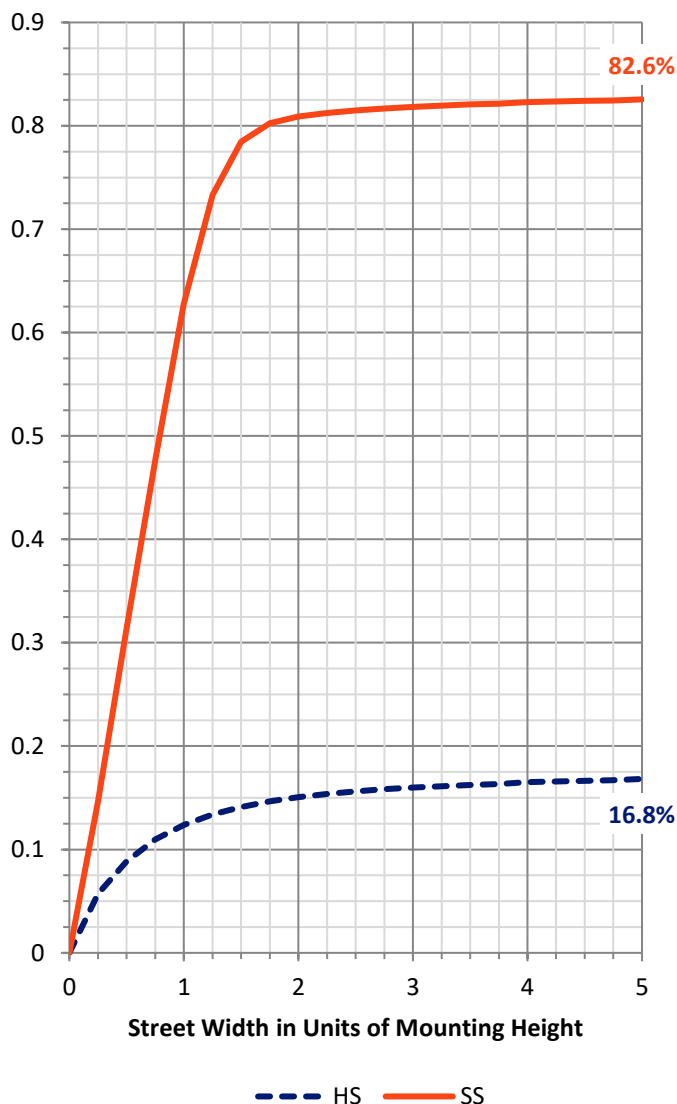
FLUX DISTRIBUTION:

		Downward	Upward	Total
House Side	Lumens	5954.1	0.0	5954.1
	% Fixture	17.2	0.0	17.2
Street Side	Lumens	28586.9	0.0	28586.9
	% Fixture	82.8	0.0	82.8
Total	Lumens	34541.0	0.0	34541.0
	% Fixture	100.0	0.0	100.0

ZONAL LUMENS:

Zone	Lumens	% Fixture
0°-10°	731.8	2.1
10°-20°	2069.1	6.0
20°-30°	3370.1	9.8
30°-40°	5038.0	14.6
40°-50°	7641.5	22.1
50°-60°	8564.8	24.8
60°-70°	5058.7	14.6
70°-80°	1657.4	4.8
80°-90°	409.5	1.2
90°-100°	0.0	0.0
100°-110°	0.0	0.0
110°-120°	0.0	0.0
120°-130°	0.0	0.0
130°-140°	0.0	0.0
140°-150°	0.0	0.0
150°-160°	0.0	0.0
160°-170°	0.0	0.0
170°-180°	0.0	0.0
0°-90°	34541.0	100.0
0°-180°	34541.0	100.0

Coefficient of Utilization



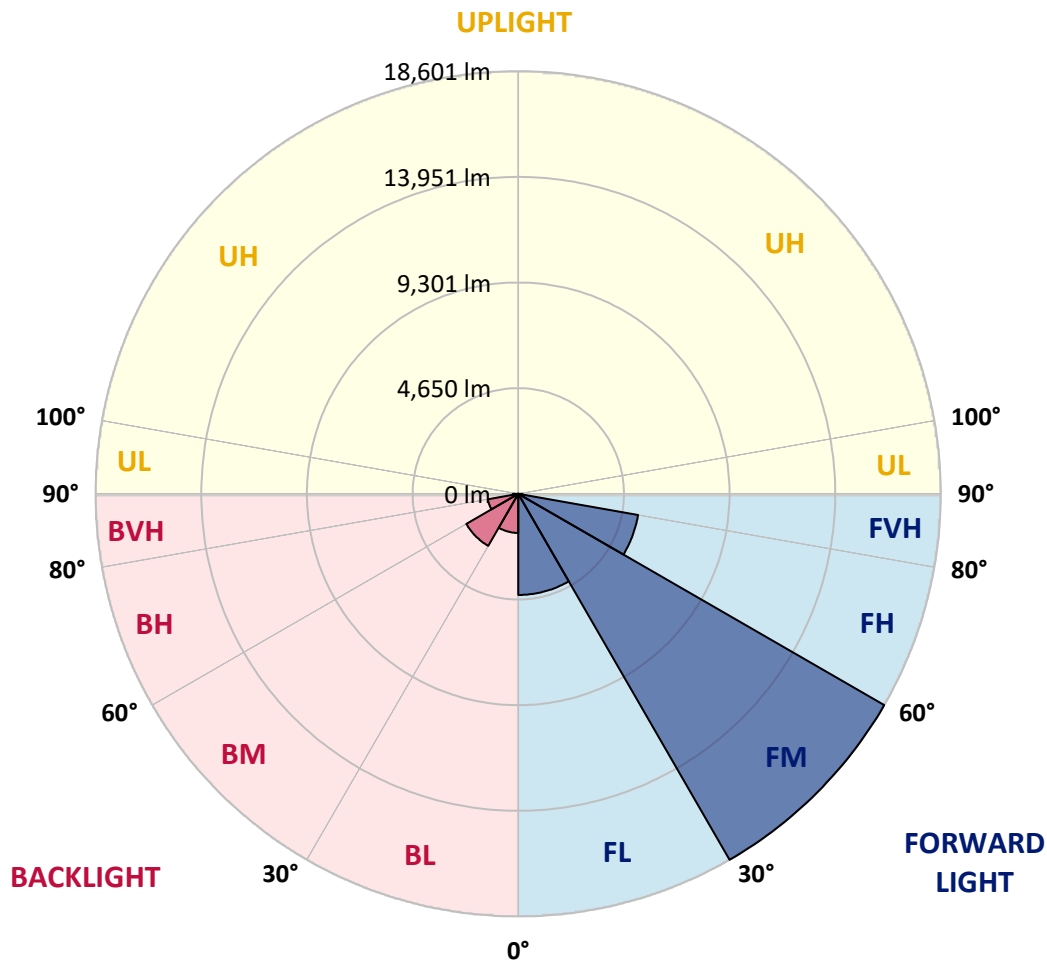
REPORT NUMBER: P321082
 CATALOG NUMBER: GLEON-SA8B-827-U-AFL

LUMINAIRE CLASSIFICATION SYSTEM LUMEN TABLE AND BUG RATING:

Zone	Lumens	% Fixture	Zone Rating/Lumen Limit		
			B	U	G
FL (0°-30°)	4449.4	12.9			
FM (30°-60°)	18601.5	53.9			
FH (60°-80°)	5355.7	15.5			G3/7500
FVH (80°-90°)	180.3	0.5			G2/225
BL (0°-30°)	1721.7	5.0	B3/2500		
BM (30°-60°)	2642.8	7.7	B3/5000		
BH (60°-80°)	1360.5	3.9	B3/2500		G3/2500
BVH (80°-90°)	229.2	0.7			G3/500
UL (90°-100°)	0.0	0.0		U0/0	
UH (100°-180°)	0.0	0.0		U0/0	

BUG Rating: B3-U0-G3

Type II Short





REPORT NUMBER: P321082

CATALOG NUMBER: GLEON-SA8B-827-U-AFL

CANDELA DISTRIBUTION (FULL):

	0°	5°	15°	25°	35°	45°	55°	56°	65°	75°	85°
0°	7661.2	7661.2	7661.2	7661.2	7661.2	7661.2	7661.2	7661.2	7661.2	7661.2	7661.2
2.5°	8797.2	8878.0	8842.3	8718.9	8623.9	8489.8	8340.2	8295.1	8137.2	7960.4	7747.9
5°	10189.6	10149.3	10091.1	9898.8	9695.8	9459.6	9084.5	9025.1	8673.8	8273.7	7851.2
7.5°	10982.6	10979.0	10944.6	10831.8	10646.7	10338.0	9885.8	9815.7	9285.1	8641.7	7986.5
10°	10867.4	10859.1	10916.1	11033.6	11089.4	11025.3	10644.3	10574.2	9922.6	9048.9	8143.2
12.5°	10213.4	10218.1	10309.5	10556.4	10892.4	11296.0	11234.2	11199.8	10583.7	9509.5	8333.1
15°	9704.1	9714.8	9787.2	10002.1	10398.6	11131.0	11592.7	11604.6	11223.6	10017.5	8555.1
17.5°	9481.0	9503.5	9536.8	9687.5	10050.8	10802.2	11678.2	11742.3	11783.9	10544.6	8768.7
20°	9552.2	9573.6	9583.1	9679.2	9977.2	10602.7	11618.9	11734.0	12213.6	11040.8	8982.4
22.5°	9871.5	9884.6	9890.5	9915.4	10146.9	10659.7	11579.7	11700.8	12524.6	11485.9	9143.9
25°	10400.9	10391.4	10353.5	10321.4	10476.9	10885.3	11669.9	11785.0	12777.4	11889.5	9249.5
27.5°	11034.8	11023.0	10949.4	10861.5	10950.5	11236.6	11929.9	12021.3	13004.1	12267.0	9302.9
30°	11795.7	11764.9	11626.0	11521.5	11555.9	11763.7	12358.4	12441.5	13354.3	12695.5	9355.1
32.5°	12675.3	12642.1	12441.5	12268.2	12268.2	12441.5	12800.0	12868.8	13651.1	13179.8	9439.4
35°	13776.9	13735.4	13474.2	13183.4	13101.5	13189.3	13401.8	13450.5	14185.3	13790.0	9592.6
37.5°	15075.5	15019.8	14681.4	14292.1	14112.8	14108.1	14261.2	14360.9	15038.7	14591.2	9852.5
40°	16377.7	16338.6	16043.0	15736.7	15385.4	15272.6	15508.8	15539.7	16154.6	15586.0	10184.9
42.5°	17384.4	17377.2	17322.6	17363.0	17003.3	16775.4	16960.6	16985.5	17517.3	16662.6	10538.6
45°	17916.2	17928.0	18192.7	18779.1	18912.1	18745.9	18837.3	18844.4	19074.7	17748.8	10862.7
47.5°	17490.0	17551.7	18221.2	19532.9	20621.4	21173.4	21021.5	21109.3	20584.6	18681.8	11116.7
50°	15829.3	15905.3	17044.9	19197.0	21419.1	23522.6	23443.1	23422.9	21802.6	19365.5	11254.4
52.5°	13772.2	13831.5	14771.7	17450.8	20833.9	24821.2	25551.3	25446.8	22885.2	19877.2	11280.5
55°	10639.5	10732.1	11633.1	13965.7	18466.9	24325.0	27101.6	27007.8	23871.6	20145.4	11249.7
57°	7563.9	7661.2	8556.3	10658.5	15534.9	22607.4	27255.9	27355.6	24404.6	20190.5	11284.1
57.5°	6749.6	6849.3	7736.0	9777.7	14620.9	21986.6	27122.9	27289.1	24500.7	20183.4	11303.1
60°	3398.5	3436.5	4001.5	5458.1	9242.4	17774.9	25388.6	25817.2	24587.4	19834.4	11385.0
62.5°	2113.0	2085.6	2067.8	2514.2	4496.5	11787.4	21809.7	22634.7	22929.1	18989.3	11186.8
65°	1857.7	1806.7	1610.8	1575.2	1985.9	5725.1	16424.0	17450.8	19385.7	17657.4	10714.3
67.5°	1745.0	1695.1	1474.3	1341.4	1342.6	2269.6	10196.8	11353.0	15101.7	15405.5	9599.7
70°	1628.6	1583.5	1377.0	1220.3	1143.1	1257.1	4691.2	5568.5	9844.2	12109.1	8023.3
72.5°	1479.1	1448.2	1252.3	1090.9	1009.0	941.3	1796.0	2121.3	5699.0	8132.5	5572.0
75°	1322.4	1293.9	1126.5	972.2	872.5	740.7	1011.4	1089.7	2895.2	4160.6	2743.3
77.5°	1150.3	1133.6	1001.9	859.4	779.9	613.7	715.8	753.8	1241.7	1784.1	1375.8
80°	915.2	947.3	876.0	765.6	692.1	491.4	506.9	531.8	722.9	871.3	781.1
82.5°	595.9	651.7	686.1	622.0	569.8	387.0	364.4	375.1	471.3	531.8	339.5
85°	248.1	279.0	451.1	407.2	378.7	282.5	244.5	249.3	292.0	302.7	138.9
87.5°	110.4	117.5	198.2	186.4	160.3	97.3	104.5	114.0	155.5	147.2	53.4
90°	0.0	0.0	0.0	0.0	0.0	0.0	0.0	0.0	0.0	0.0	0.0



REPORT NUMBER: P321082
 CATALOG NUMBER: GLEON-SA8B-827-U-AFL

CANDELA DISTRIBUTION (continued):

	90°	95°	105°	115°	125°	135°	145°	155°	165°	175°	180°
0°	7661.2	7661.2	7661.2	7661.2	7661.2	7661.2	7661.2	7661.2	7661.2	7661.2	7661.2
2.5°	7668.3	7568.6	7397.7	7209.0	7054.6	6931.2	6806.5	6721.1	6621.4	6568.0	6540.6
5°	7674.3	7478.4	7118.7	6749.6	6419.6	6118.1	5830.8	5610.0	5403.5	5291.9	5261.0
7.5°	7699.2	7404.8	6823.2	6215.4	5629.0	5093.6	4680.5	4421.8	4235.4	4152.3	4128.6
10°	7719.4	7318.2	6457.6	5557.8	4760.1	4217.6	3897.1	3752.3	3688.2	3677.5	3666.8
12.5°	7766.9	7229.1	6073.0	4871.7	4084.6	3709.5	3598.0	3588.5	3606.3	3632.4	3632.4
15°	7841.7	7141.3	5633.7	4282.9	3654.9	3523.2	3545.7	3598.0	3646.6	3687.0	3692.9
17.5°	7896.3	7033.3	5161.3	3811.6	3425.8	3461.4	3542.2	3615.8	3665.6	3704.8	3708.3
20°	7935.4	6865.9	4656.8	3451.9	3294.1	3404.5	3505.4	3570.6	3605.1	3644.2	3650.2
22.5°	7915.3	6641.5	4209.3	3194.4	3187.2	3321.4	3417.5	3495.9	3469.7	3431.8	3456.7
25°	7817.9	6332.9	3748.7	3002.1	3074.5	3209.8	3328.5	3276.3	3188.4	3171.8	3181.3
27.5°	7644.6	5938.8	3322.6	2824.0	2943.9	3106.5	3099.4	3047.2	3016.3	2994.9	3008.0
30°	7458.2	5511.5	2949.8	2668.5	2799.1	2933.2	2905.9	2904.7	2873.8	2839.4	2856.0
32.5°	7274.2	5081.8	2654.2	2540.3	2689.9	2707.7	2767.0	2784.8	2724.3	2651.9	2647.1
35°	7114.0	4675.8	2429.9	2424.0	2558.1	2560.5	2647.1	2622.2	2471.4	2396.7	2396.7
37.5°	6994.1	4271.0	2259.0	2319.5	2384.8	2446.5	2490.4	2387.2	2362.2	2320.7	2319.5
40°	6941.9	3914.9	2152.1	2240.0	2262.5	2340.9	2228.1	2268.5	2280.3	2259.0	2259.0
42.5°	6887.3	3605.1	2059.5	2179.4	2175.9	2165.2	2108.2	2160.4	2207.9	2209.1	2205.5
45°	6832.7	3338.0	1977.6	2050.0	2099.9	1984.7	1995.4	2051.2	2117.7	2141.4	2141.4
47.5°	6772.1	3126.7	1902.8	1913.5	1990.7	1913.5	1905.2	1948.0	2026.3	2064.3	2072.6
50°	6639.2	2936.8	1817.4	1793.6	1815.0	1841.1	1848.2	1868.4	1955.1	2015.6	2029.9
52.5°	6455.2	2767.0	1708.2	1683.2	1683.2	1781.8	1815.0	1820.9	1894.5	1966.9	1981.2
55°	6302.1	2659.0	1595.4	1590.6	1585.9	1718.8	1775.8	1785.3	1836.4	1893.3	1900.5
57°	6312.7	2650.7	1508.7	1513.5	1512.3	1654.7	1739.0	1759.2	1785.3	1834.0	1842.3
57.5°	6318.7	2656.6	1489.7	1492.1	1490.9	1636.9	1728.3	1750.9	1771.1	1822.1	1830.4
60°	6407.7	2672.1	1412.6	1386.5	1392.4	1542.0	1667.8	1696.3	1709.4	1777.0	1787.7
62.5°	6275.9	2603.2	1350.9	1288.0	1288.0	1442.3	1583.5	1628.6	1648.8	1740.2	1758.0
65°	5893.7	2409.7	1278.5	1176.4	1188.2	1342.6	1482.6	1556.2	1587.1	1701.0	1720.0
67.5°	5303.7	2185.4	1201.3	1076.7	1088.5	1238.1	1378.2	1457.7	1506.4	1658.3	1673.7
70°	4535.7	1911.2	1096.8	971.0	985.3	1124.1	1254.7	1344.9	1417.3	1618.0	1622.7
72.5°	3343.9	1566.9	950.8	854.7	870.1	991.2	1130.1	1234.5	1331.9	1517.1	1514.7
75°	1988.3	1225.0	789.4	737.2	747.8	860.6	1017.3	1144.3	1290.3	1477.9	1500.4
77.5°	1206.0	922.3	643.4	617.3	630.3	745.5	936.6	1071.9	1272.5	1393.6	1386.5
80°	728.8	658.8	514.0	497.4	510.4	637.4	866.5	1017.3	1112.3	1190.6	1190.6
82.5°	381.0	402.4	377.5	364.4	382.2	517.6	788.2	887.9	982.9	844.0	788.2
85°	155.5	210.1	229.1	227.9	238.6	358.5	680.2	759.7	633.9	601.8	616.1
87.5°	52.2	89.0	111.6	96.2	100.9	225.5	471.3	366.8	435.6	303.9	288.5
90°	0.0	0.0	0.0	0.0	0.0	0.0	0.0	0.0	0.0	0.0	0.0

(END OF REPORT)